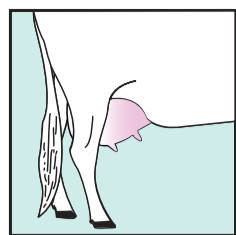


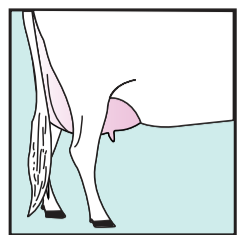
SYSTÈME MAMMAIRE (40 %)

PLANCHER DU PIS

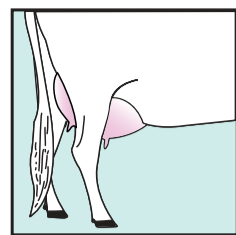
(Inclinaison du plancher du pis)



1 TILT



5 INTERMEDIATE



9 REVERSE TILT

IDÉAL

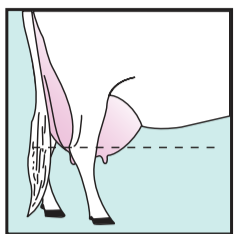
5-6

PONDÉRATION

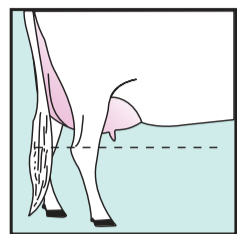
4 %

PROFONDEUR DU PIS

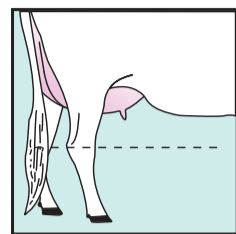
(Du jarret à la base du pis)



1 PROFOND



5 INTERMÉDIAIRE



9 PEU PROFOND

IDÉAL


5-6

PONDÉRATION


12 %

TEXTURE DU PIS

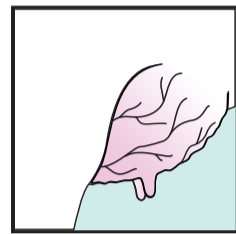
(Souple et extensible)



1 CHARNU



5 INTERMÉDIAIRE



9 SOUPLE

IDÉAL

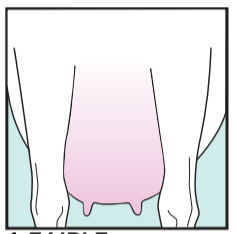
9

PONDÉRATION

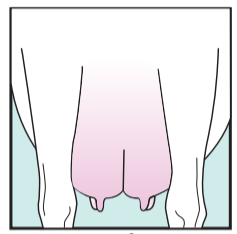
14 %

SUSPENSION MÉDIANE

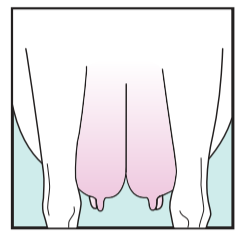
(Profondeur de la fente (avant et arrière))



1 FAIBLE



5 INTERMÉDIAIRE



9 FORTE

IDÉAL


9

PONDÉRATION


14 %

ATTACHE AVANT


(Attache à la paroi de l'abdomen)



1 FAIBLE



5 INTERMÉDIAIRE



9 FORTE

IDÉAL

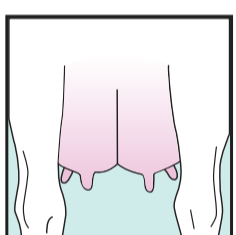
9

PONDÉRATION

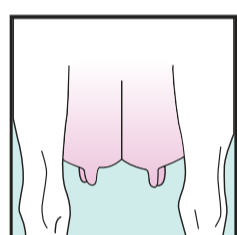
18 %

POSITION TRAYONS AVANT

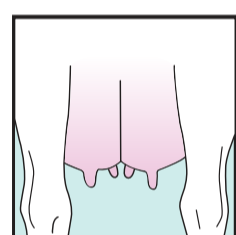
(Position des trayons selon le centre du quartier)



1 ÉLOIGNÉS



5 AU CENTRE



9 RAPPROCHÉS

IDÉAL

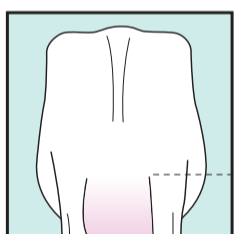
6

PONDÉRATION

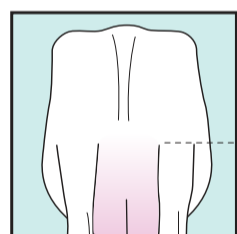
5 %

HAUTEUR ATTACHE ARRIÈRE

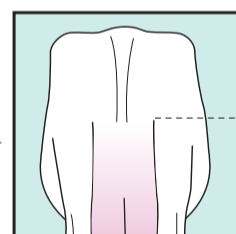
(Du tissu de sécrétion du lait à la base de la vulve)



1 BASSE



5 INTERMÉDIAIRE



9 HAUTE

IDÉAL

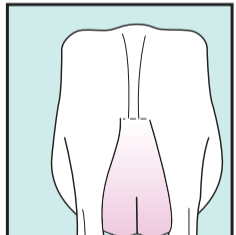
9

PONDÉRATION

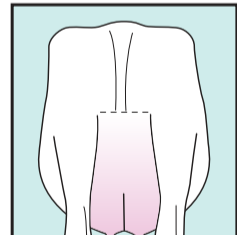
10 %

LARGEUR ATTACHE ARRIÈRE

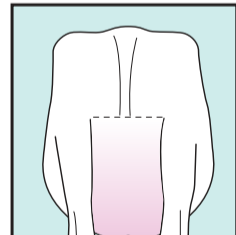
(Largeur vis-à-vis du tissu de sécrétion du lait)



1 ÉTROITE



5 INTERMÉDIAIRE



9 LARGE

IDÉAL

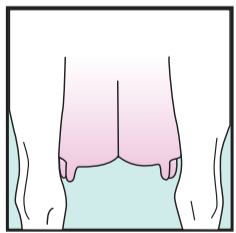
9

PONDÉRATION

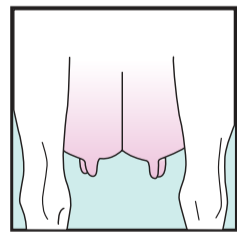
12 %

POSITION TRAYONS ARRIÈRE

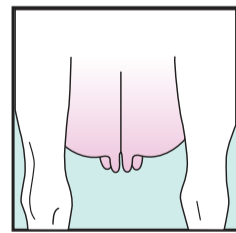
(Position des trayons selon le centre du quartier)



1 ÉLOIGNÉS



5 AU CENTRE



9 RAPPROCHÉS

IDÉAL

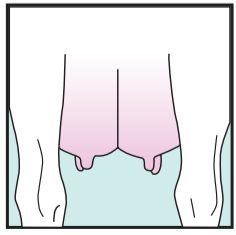
5-6

PONDÉRATION

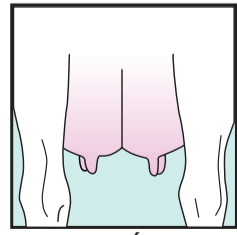
7 %

LONGUEUR DES TRAYONS

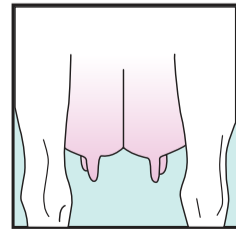
(La longueur moyenne des trayons arrière)



1 COURTS



5 INTERMÉDIAIRES



9 LONGS

IDÉAL

5

PONDÉRATION

4 %

CARACTÈRES DÉFICIENTS (DÉDUCTION)

Incliné (1,0)

Trayon double (2,0)

Quartier non équilibré (1,0)

Avant-pis court (1,0)

Arr.-pis court (1,0)

Manque de forme (1,0)

Incliné vers l'avant (0,5)

Trayons av. trop arr.(1,0)

Quartier improductif (8,0)